



HEALTH



SAFETY



VAPE

HALO Cloud provides actionable intelligence by taking insight and awareness to new levels. Receive peace of mind by easily managing multiple devices, receive real-time Health Index and AQI alerts and reporting, and see alerts and historical data, allowing you to document your buildings' health status and trouble areas.



### DASHBOARD

View multiple HALOs displaying all events, current and historical, citing the type, time, and location of the event. Helps empower staff to provide an effective response to many monitoring points.

### LIVE VIEW MAP

Visual sensor readings and alarm conditions on an interactive map providing faster resource allocation and a shorter training curve.

### ANALYTICS

View multiple graphed sensor readings and events over time periods gaining insight into Security Threats and Air Quality trends. Improve resource efficiency.

### HEALTH

Monitor HALO's connection status reducing downtime and lowering risk.

### LOGGING

Log sensor readings automatically with capacity of 1 year of historical data. Satisfying compliance: FDA, CDC, local health department, board or customer requirements.

### REPORTS

Generate historical text and graphical data log reports to create tangible documentation that identify security and air quality trends.

### MAINTENANCE

Configuration & Firmware Update Automation and Management. Increased HALO management and setup efficiency.

### SECURE

No back door to AWS. 3rd party penetration audit.



781.826.7989  
sales@newcomglobal.com  
www.newcomglobal.com





HEALTH



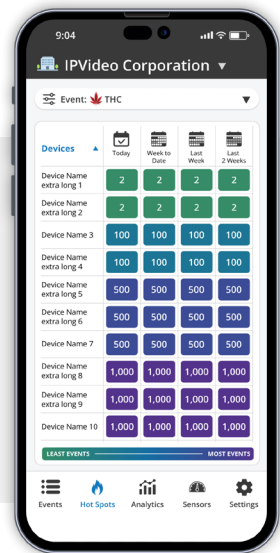
SAFETY



VAPE

HALO Cloud App provides actionable intelligence by taking insight and awareness to new levels, now on your mobile device. Receive peace of mind by easily managing your building and HALO devices, even if you are not there, with push notifications.

The power of HALO Cloud now available at your fingertips.



### DASHBOARD

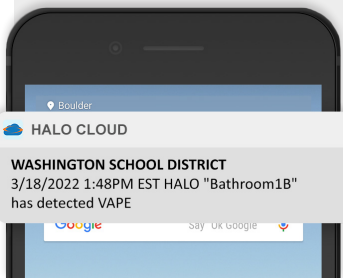
Health Index provides a real-time indication of the potential risk for the spread of airborne infectious disease in a building and is used to help reduce the spread of infection. Air Quality Index provides a rolling average of the quality of the air you are breathing over the course of a few hours.

The app also displays Hotspots, which are the most active HALO Smart Sensors and the number of events it has generated. HALO Cloud App provides a real time event list that includes the event type, device name, date and time for each triggered event.

### PUSH NOTIFICATIONS

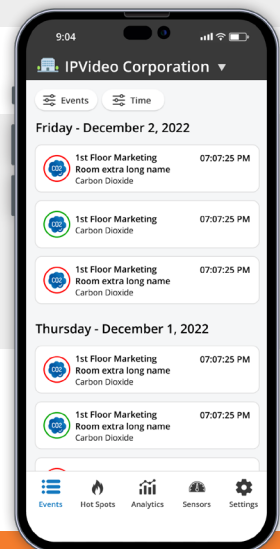
Have peace of mind when you're away from your building. When you enable push notifications, you can receive alerts from all your HALOs on your mobile device, just like you would on the desktop version.

- Panic Button Triggered - time and location information provided
- Two-Way Audio Communication Triggered - security has been notified
- Air Quality Index Triggered - CO2 levels are high



### EVENTS

The events will be listed in the order received and display the details of each event. Users with rights will be able to swipe events to acknowledge the events and remove from the event queue if necessary, and temporarily disable notifications for a selected device(s).



781.826.7989  
sales@newcomglobal.com  
www.newcomglobal.com

